


# The Art of the Violin: A Comprehensive Guide to the World's Most Beloved Instrument

The violin is a beautiful and versatile instrument that has been used in music for centuries. It is a member of the string family, and its sound is produced by drawing a bow across its strings. The violin is a popular choice for soloists, chamber musicians, and orchestra members.

If you're interested in learning to play the violin, there are many resources available to help you get started. You can take lessons from a private teacher, or you can learn from online resources. There are also many books and videos available that can teach you the basics of violin playing.



## The Art of the Violin by Andrea Raynor

★★★★☆ 4.5 out of 5

Language : English  
File size : 162375 KB  
Text-to-Speech : Enabled  
Screen Reader : Supported  
Enhanced typesetting : Enabled  
Word Wise : Enabled  
Print length : 711 pages



Once you've mastered the basics, you can start to explore the different styles of violin playing. There are many different genres of music that feature the violin, from classical to jazz to folk. You can also learn to play the violin in a variety of different settings, from solo performances to chamber music ensembles to orchestras.

No matter what your level of experience, there's always something new to learn about the violin. With its rich history and endless possibilities for musical expression, the violin is an instrument that can bring joy to your life for years to come.

## **History of the Violin**

The violin is a relatively new instrument, compared to some other musical instruments. It was first developed in Italy in the 16th century, and it quickly became popular throughout Europe. The early violins were much smaller and simpler than the violins we know today, and they were often used for folk music and dancing.

In the 17th century, the violin began to be used in more serious music, and it quickly became a favorite of composers and musicians alike. The violin was used in a wide variety of musical genres, from Baroque to Classical to Romantic. In the 20th century, the violin became a popular instrument for jazz and other popular music genres.

## **Types of Violins**

There are many different types of violins available today, each with its own unique sound and feel. The most common type of violin is the full-size violin, which is about 23 inches long. There are also smaller violins available, such as the 3/4-size violin and the 1/2-size violin, which are often used by children and beginners.

In addition to the different sizes, there are also different types of violins that are used for different genres of music. For example, the baroque violin is a smaller violin with a shorter neck and a different stringing, which gives it a brighter sound. The electric violin is a violin that is equipped with a pickup,

which allows it to be amplified. Electric violins are often used in jazz, rock, and other popular music genres.

## **Techniques of Playing the Violin**

Playing the violin is a complex and challenging skill, but it can also be very rewarding. There are many different techniques that violinists use to create different sounds and effects. Some of the most basic techniques include:

- **Bowing:** The bow is used to draw across the strings of the violin, which produces the sound. The bow can be moved in a variety of ways to create different sounds, such as long smooth strokes, short detached strokes, and bouncing strokes.
- **Fingering:** The left hand is used to finger the strings of the violin, which changes the pitch of the sound. The fingers are placed on the strings at different positions to create different notes.
- **Vibrato:** Vibrato is a technique that involves slightly shaking the left hand while fingering the strings. This creates a slight variation in the pitch of the sound, which adds warmth and expression to the music.


In addition to these basic techniques, there are many other advanced techniques that violinists use to create different sounds and effects. These techniques include:

- **Double stops:** Double stops are played by fingering two strings at the same time. This creates a richer, fuller sound.
- **Harmonics:** Harmonics are produced by lightly touching the strings with the left hand at specific points. This creates a high-pitched, bell-like sound.

- **Pizzicato:** Pizzicato is a technique that involves plucking the strings with the right hand instead of using the bow. This creates a sharp, percussive sound.

## The Art of the Violin

The art of the violin is a complex and multifaceted discipline that requires years of practice and dedication. It is an art that can bring joy to the player and the listener alike. If you are interested in learning to play the violin, there are many resources available to help you get started. With patience and practice, you can learn to play this beautiful and versatile instrument.




### The Art of the Violin by Andrea Raynor

★★★★☆ 4.5 out of 5

Language	: English
File size	: 162375 KB
Text-to-Speech	: Enabled
Screen Reader	: Supported
Enhanced typesetting	: Enabled
Word Wise	: Enabled
Print length	: 711 pages





## Four Cookbooks In One: Recipes To Fight Cancer, Heart Disease, And Build Your Immunity

Looking for a healthy way to fight cancer, heart disease, and build your immunity? Look no further than this cookbook! With over 300 recipes to choose from,...



## Hearts and Souls: Exploring the Lives and Legacies of Special Olympics Athletes

The Special Olympics movement has been a beacon of hope and inspiration for decades, transforming the lives of countless athletes with intellectual disabilities around the...