


Polycystic Liver Disease Information For Patients: A Comprehensive Guide

What is Polycystic Liver Disease (PLD)?

Polycystic liver disease (PLD) is a rare genetic disorder that affects the liver. It is characterized by the growth of multiple cysts, or fluid-filled sacs, in the liver.

PLD is usually inherited in an autosomal dominant manner, which means that only one copy of the affected gene is needed for the disorder to develop. The gene responsible for PLD is located on chromosome 19.



Polycystic Liver Disease: Information for Patients

★★★★☆ 4 out of 5

Language	: English
File size	: 788 KB
Text-to-Speech	: Enabled
Screen Reader	: Supported
Enhanced typesetting	: Enabled
Word Wise	: Enabled
Print length	: 127 pages
Lending	: Enabled



Signs and Symptoms of PLD

PLD can cause a variety of signs and symptoms, depending on the severity of the disease. Some people with PLD may not have any symptoms, while others may experience:

- Abdominal pain
- Nausea and vomiting
- Diarrhea
- Jaundice (yellowing of the skin and eyes)
- Fatigue
- Weight loss
- Liver failure

Diagnosis of PLD

PLD is diagnosed based on a physical examination, medical history, and imaging tests. The doctor may feel the liver to check for cysts and Free Download imaging tests, such as an ultrasound or CT scan, to confirm the diagnosis.

Treatment of PLD

There is no cure for PLD, but treatment can help to manage the symptoms and prevent complications. Treatment options include:

- Medication to relieve pain and nausea
- Surgery to remove cysts or part of the liver
- Liver transplant

Prognosis of PLD

The prognosis of PLD varies depending on the severity of the disease. Some people with PLD may live a normal life, while others may experience

complications that can lead to death.

More Information About PLD

For more information about polycystic liver disease, please visit the following websites:

- Mayo Clinic
- National Institute of Diabetes and Digestive and Kidney Diseases
- Polycystic Liver Disease Foundation

Image Alt Attributes


Below is a list of image alt attributes for this article:

- Image of a liver with cysts: A liver with multiple cysts, or fluid-filled sacs.
- Image of a doctor examining a patient's liver: A doctor feeling the liver of a patient with PLD.
- Image of an ultrasound of a liver with cysts: An ultrasound image of a liver with multiple cysts.
- Image of a surgery to remove cysts from a liver: A surgeon removing cysts from the liver of a patient with PLD.
- Image of a liver transplant: A liver transplant being performed on a patient with PLD.


Polycystic Liver Disease: Information for Patients

★★★★☆ 4 out of 5

Language : English



File size : 788 KB
Text-to-Speech : Enabled
Screen Reader : Supported
Enhanced typesetting : Enabled
Word Wise : Enabled
Print length : 127 pages
Lending : Enabled



Four Cookbooks In One: Recipes To Fight Cancer, Heart Disease, And Build Your Immunity

Looking for a healthy way to fight cancer, heart disease, and build your immunity? Look no further than this cookbook! With over 300 recipes to choose from,...



Hearts and Souls: Exploring the Lives and Legacies of Special Olympics Athletes

The Special Olympics movement has been a beacon of hope and inspiration for decades, transforming the lives of countless athletes with intellectual disabilities around the...