


Beyond Piles Palms Stickers: The Ultimate Guide to Collecting, Creating, and Using Stickers

Stickers are a versatile and fun way to express yourself, decorate your belongings, and connect with others. They can be found everywhere from your local grocery store to online retailers, and there are endless possibilities when it comes to collecting, creating, and using them.

If you're new to the world of stickers, or if you're just looking for some inspiration, this guide is for you. We'll cover everything you need to know about stickers, from the different types and materials available to the best ways to collect, create, and use them.

Types of Stickers

There are many different types of stickers available, each with its own unique look and feel. Some of the most popular types include:



Survival Tips for Women with AD/HD: Beyond Piles, Palms, & Stickers: Beyond Piles, Palms, & Stickers

by Terry Matlen

★★★★☆ 4.3 out of 5

Language : English
File size : 3028 KB
Text-to-Speech : Enabled
Screen Reader : Supported
Enhanced typesetting : Enabled
Word Wise : Enabled
Print length : 362 pages
Lending : Enabled



- **Vinyl stickers:** These are the most durable type of sticker, and they're perfect for outdoor use or on surfaces that get a lot of wear and tear.
- **Paper stickers:** These stickers are less durable than vinyl stickers, but they're also less expensive. They're great for indoor use or on surfaces that don't get a lot of wear and tear.
- **Die-cut stickers:** These stickers are cut into a specific shape, and they're often used for branding or marketing purposes.
- **Holographic stickers:** These stickers have a shiny, metallic finish, and they're often used to create a more eye-catching effect.
- **Glow-in-the-dark stickers:** These stickers glow in the dark, making them perfect for nighttime use or for creating a fun and festive atmosphere.

Materials Used to Make Stickers

Stickers can be made from a variety of materials, including:

- **Paper:** Paper is the most common material used to make stickers. It's inexpensive and easy to print on, but it's not as durable as other materials.
- **Vinyl:** Vinyl is a more durable material than paper, and it's also waterproof. It's a good choice for stickers that will be used outdoors or on surfaces that get a lot of wear and tear.
- **Plastic:** Plastic is another durable material that's often used to make stickers. It's waterproof and tear-resistant, making it a good choice for

stickers that will be used in harsh conditions.

- **Metal:** Metal stickers are the most durable type of sticker, and they're often used for branding or marketing purposes. They're also a good choice for stickers that will be used in high-traffic areas.

Collecting Stickers

If you're interested in collecting stickers, there are a few things you can do to get started. First, decide what kind of stickers you want to collect. There are many different types of stickers available, so you can choose whatever interests you the most.

Once you know what kind of stickers you want to collect, you can start looking for them. You can find stickers at a variety of places, including:

- **Retail stores:** Many retail stores sell stickers, including bookstores, office supply stores, and department stores.
- **Online retailers:** There are many online retailers that sell stickers, including Our Book Library, Etsy, and Zazzle.
- **Sticker swaps:** You can also find stickers through sticker swaps. Sticker swaps are events where people trade stickers with each other.

Creating Stickers

If you want to create your own stickers, there are a few things you'll need to do. First, you'll need to decide what kind of stickers you want to make. You can make stickers from any type of material, but the most common materials are paper, vinyl, and plastic.

Once you know what kind of stickers you want to make, you'll need to design them. You can use a computer program to design your stickers, or you can draw them by hand.

Once you've designed your stickers, you'll need to print them out. You can print your stickers on a home printer, or you can use a professional printing service.

Once your stickers are printed, you'll need to cut them out. You can cut your stickers by hand, or you can use a die-cutting machine.


Once your stickers are cut out, you'll need to apply them to a surface. You can apply your stickers to any surface that you want, but the most common surfaces are paper, plastic, and metal.

Using Stickers

There are many different ways to use stickers. Some of the most popular uses include:

- **Decorating your belongings:** Stickers can be used to decorate anything from your laptop to your water bottle.
- **Branding your business:** Stickers can be used to brand your business and promote your products or services.
- **Communicating a message:** Stickers can be used to communicate a message, such as a political statement or a social cause.
- **Having fun:** Stickers can be used for fun and entertainment. They can be used to play games, create art, or just make people smile.

Stickers are a versatile and fun way to express yourself, decorate your belongings, and connect with others. They're easy to collect, create, and use, and there are endless possibilities when it comes to what you can do with them. So get creative and have fun with stickers!




Survival Tips for Women with AD/HD: Beyond Piles, Palms, & Stickers: Beyond Piles, Palms, & Stickers

by Terry Matlen

★★★★☆ 4.3 out of 5

Language : English
File size : 3028 KB
Text-to-Speech : Enabled
Screen Reader : Supported
Enhanced typesetting : Enabled
Word Wise : Enabled
Print length : 362 pages
Lending : Enabled



Four Cookbooks In One: Recipes To Fight Cancer, Heart Disease, And Build Your Immunity

Looking for a healthy way to fight cancer, heart disease, and build your immunity? Look no further than this cookbook! With over 300 recipes to choose from,...



Hearts and Souls: Exploring the Lives and Legacies of Special Olympics Athletes

The Special Olympics movement has been a beacon of hope and inspiration for decades, transforming the lives of countless athletes with intellectual disabilities around the...